



WHISPER 1000

Flat Panel TV Lift · 70323 12 035

Features

- ▶ Rack and pinion design with unique stability system
- ▶ Quiet operation
- ▶ Reverse safety function
- ▶ Requires only 2-13/16" depth behind the TV
- ▶ Requires a build in height of only 29-1/2"
- ▶ Weight capacity 225 lbs
- ▶ 39-3/8" of travel
- ▶ Simple and fast mounting
- ▶ IR remote available
- ▶ UL listed power supply

Complete inside one carton

- ▶ Remote control (RF)
- ▶ Manual push switch
- ▶ Adjustable lid lifter
- ▶ Plug and play assembly
- ▶ Universal TV mounting bracket



39-3/8" of Travel
(29-1/2" to 68-7/8")



Accommodates TVs 50" – 65"

WHISPER RIDE

Flat Panel TV Lift · 70323 12 019

Features

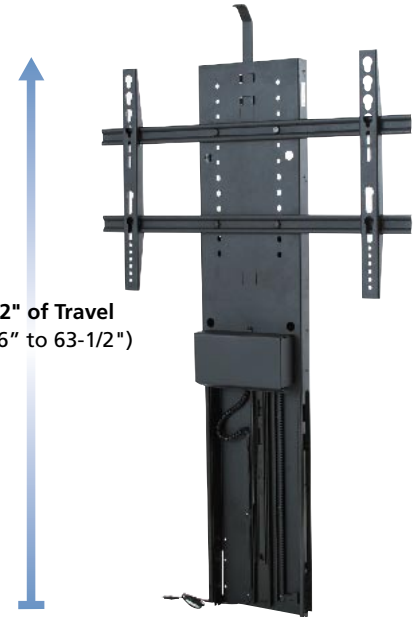
- ▶ Rack and pinion design with unique stability system
- ▶ Uses German Bosch® motor for reliable and quiet operation
- ▶ Requires only 2-3/4" depth behind the TV
- ▶ Weight capacity 200 lbs
- ▶ 29-1/2" of travel
- ▶ Simple and fast mounting
- ▶ UL listed power supply

Complete inside one carton

- ▶ Remote control (RF)
- ▶ Manual push switch
- ▶ Adjustable lid lifter
- ▶ Plug and play assembly
- ▶ Universal TV mounting bracket



29-1/2" of Travel
(34-1/16" to 63-1/2")



Accommodates TVs 37" – 48"



WHISPER 700

Flat Panel TV Lift · 70323 12 037

Features

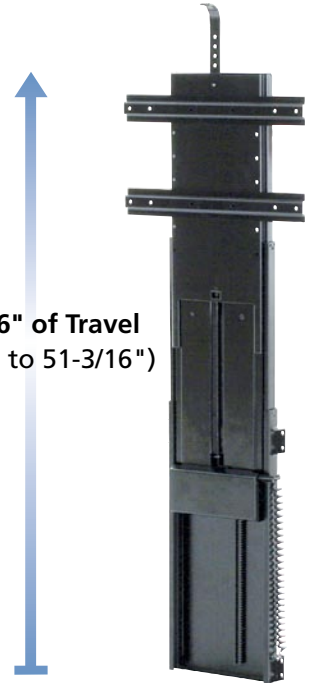
- ▶ Rack and pinion design with unique stability system
- ▶ Quite operation
- ▶ Requires only 2-13/16" depth behind the TV
- ▶ Weight capacity 220 lbs
- ▶ 27-3/16" of travel
- ▶ Simple and fast mounting
- ▶ UL listed power supply

Complete inside one carton

- ▶ Remote control (RF)
- ▶ Manual push switch
- ▶ Adjustable lid lifter
- ▶ Plug and play assembly
- ▶ Universal TV mounting bracket



27-3/16" of Travel
(23-5/8" to 51-3/16")



Accommodates TVs 26"– 42"

VERSALIFT

Flat Panel TV Lift · 70321 27 018

Features

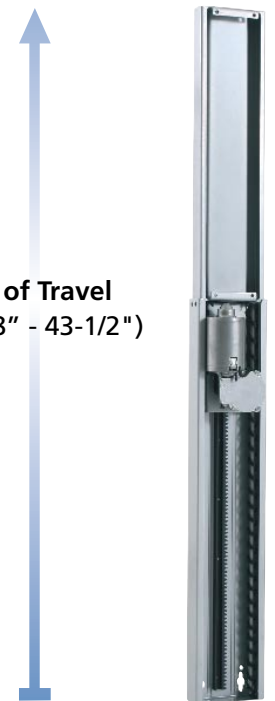
- ▶ The remote control lift designed for multiple applications
- ▶ Perfect for raising and lowering TVs, desk monitors and cabinet shelves
- ▶ Ideal for limited space applications in boats, RVs, footboards, end tables and flat mounted in base cabinets
- ▶ Weight capacity 110 lbs
- ▶ 18" of travel
- ▶ Accommodates TVs/monitors up to 26"
- ▶ UL listed power supply

Complete inside one carton:

- ▶ Remote control (RF)
- ▶ Manual push switch
- ▶ Plug and play assembly
- ▶ Universal TV mounting bracket



18" of Travel
(25-3/8" - 43-1/2")



Accommodates TVs 10"– 26"